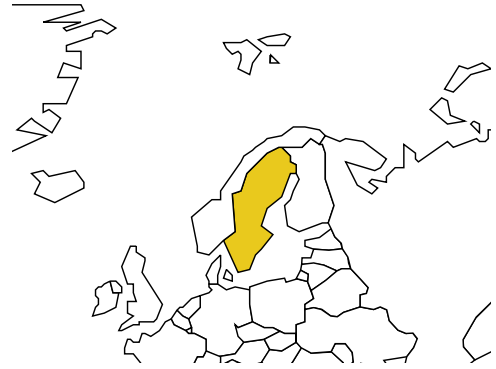


SWEDEN

Population: **9 118 955**

Income group: **High**

Gross national income per capita: **\$46 060**



INSTITUTIONAL FRAMEWORK	
Lead agency Funded in national budget	Swedish Road Administration Yes
National road safety strategy Measurable targets Funded	Yes Yes Yes

NATIONAL LEGISLATION	
Speed limits set nationally Local authorities can set lower limits Maximum limit urban roads Enforcement ^a	Yes Yes 50 km/h 0 1 2 3 4 5 6 7 8 9 10
Drink-driving law BAC limit – general population BAC limit – young or novice drivers Random breath testing and/or police checkpoints Road traffic deaths involving alcohol Enforcement ^a	Yes 0.02 g/dl 0.02 g/dl Yes 20% ^b 0 1 2 3 4 5 6 7 8 9 10
Motorcycle helmet law Applies to all riders Helmet standards mandated Helmet wearing rate Enforcement ^a	Yes Yes ^c Yes 95% ^d 0 1 2 3 4 5 6 7 8 9 10
Seat-belt law Applies to all occupants Seat-belt wearing rate Enforcement ^a	Yes Yes 96% Front, 90% Rear ^e 0 1 2 3 4 5 6 7 8 9 10
Child restraints law Enforcement ^a	Yes 0 1 2 3 4 5 6 7 8 9 10

^a Enforcement score represents consensus based on professional opinion of respondents, on a scale of 0 to 10 where 0 is not effective and 10 is highly effective.

^b 2006, Estimate based on autopsies of drivers killed in crashes.

^c Some exceptions.

^d 2007, Estimate provided by consensus group.

^e 2006, Swedish Road and Transport Research Institute observational studies.

VEHICLE STANDARDS	
Car manufacturers required to adhere to standards on Fuel consumption Seat-belt installation for all seats	Yes Yes
ROAD SAFETY AUDITS	
Formal audits required for major new road construction projects Regular audits of existing road infrastructure	No No
PROMOTING ALTERNATIVE TRANSPORT	
National policies to promote walking or cycling National policies to promote public transportation	Yes Yes

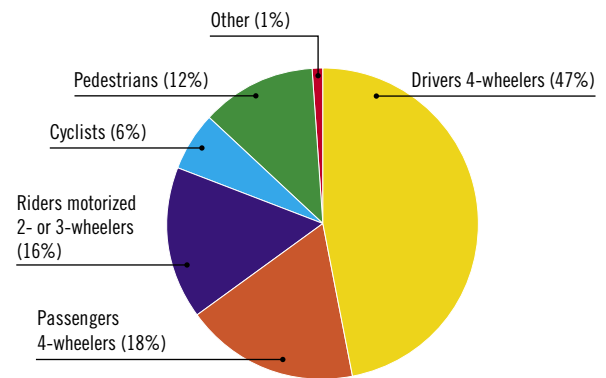
POST-CRASH CARE	
Formal, publicly available pre-hospital care system National universal access number	Yes Yes

DATA
Reported road traffic fatalities (2007) 471 ^f (75% males, 25% females)
Reported non-fatal road traffic injuries (2006) 26 636 ^g
Costing study available Yes (deaths and injuries)

^f Transport data, defined as died within 30 days of the crash.

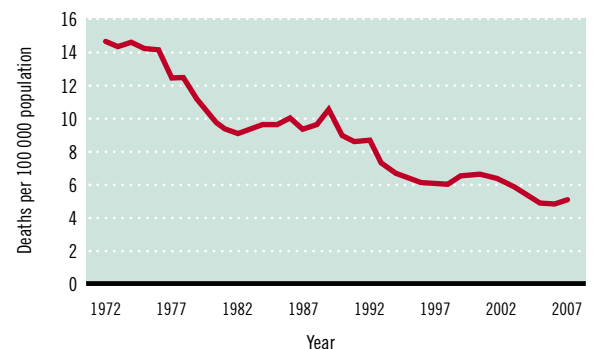
^g Police data.

DEATHS BY ROAD USER CATEGORY



Source: Swedish Institute for Transport and Communication Analyses, Road Traffic Injuries 2006 (Vägrafikskador 2006)

TRENDS IN ROAD TRAFFIC DEATHS



Source: Swedish Institute for Transport and Communication Analyses, Road Traffic Injuries 2007 (Vägrafikskador 2007)

REGISTERED VEHICLES	
5 500 000 total (2007)	
Motorcars	77%
Motorized 2- and 3-wheelers	8%
Trucks	9%
Buses	<1%
Other	6%

Data cleared by the Swedish Road Administration.